

College & Career: Every Student Graduates Ready for College and Careers

Goal 4 - Keystone Proficiency

School Code | 3323 School Name | Mastery Charter School at Hardy Williams

Goal 4: The percentage of students who are proficient on all three state high school assessments (Algebra, Literature, and Biology) by the end of their 11th grade year will grow from 26.1% in August 2019 to 52.0% by August 2026.

% of 11th Graders Proficient on Algebra, Biology, & Literature Keystones

All Students, 95 students

Score: 17.9 %



2021-2022 Target: 31.7 %

-13.8 pts from target

2025-2026 Goal: 52.0 %

-34.1 pts from target

NOT MEETING

no data prior year



- Meeting Target
- Not Meeting Target

American Indian / Alaskan Native

Insufficient Sample

Asian

Insufficient Sample

Black / African American, 90 students

Score: 18.9 %

-12.8 pts from target

NOT MEETING

no data prior year



Hispanic / Latino

Insufficient Sample

Multi Racial / Other

Insufficient Sample

Native Hawaiian / Pacific Islander

Insufficient Sample

White

Insufficient Sample

English Learners

Insufficient Sample

Students with IEPs

Insufficient Sample

Economically Disadvantaged, 63 students

Score: 23.8 %

-7.9 pts from target

NOT MEETING

no data prior year



College & Career: Every Student Graduates Ready for College and Careers

Goal 5 - Career and Technical Education

Graduation and College Readiness

School Code | 3323 School Name | Mastery Charter School at Hardy Williams

Goal 5: The percentage of Career and Technical Education (CTE) students who pass an industry standards-based competency assessment by the end of their 12th grade year will grow from 54.5% in August 2019 to 80.0% in August 2026.

% of 12th Grade CTE Students Meeting Industry Standards

All Students

Data Unavailable

AP, IB, or Dual Enrollment Course Metrics

14.7 %

% of Students Meeting Standard on AP Exam, on IB Exam, or in Dual Enrollment Course by End of 12th Grade

16.0 %

% of Students Participating in but Not Meeting Standard on AP Exam, IB Exam, or Dual Enrollment Course by the End of 12th Grade

69.3 %

% of Students Not Participating in AP Exam, IB Exam, or Dual Enrollment Course by the End of 12th Grade

Other Key Metrics

82.5 %

Ninth-Grade On-Track Rate

45.2 %

First-Fall Matriculation

49.3 %

% of Students Completing the FAFSA by End of 12th Grade

- Meeting Target
- Not Meeting Target

College & Career: Every Student Graduates Ready for College and Careers

Graduation and College Readiness

School Code | 3323 School Name | Mastery Charter School at Hardy Williams

Four-Year Cohort Graduation Rate

All Students, 75 students

Score: 88.0 %



2021-2022 Target: 87.7 %
.3 pts above target

2025-2026 Goal: 90.0 %
-2.0 pts from target



- Meeting Target
- Not Meeting Target

American Indian / Alaskan Native

Insufficient Sample

Asian

Insufficient Sample

Black / African American, 70 students

Score: 87.1 %
-.6 pts from target

NOT MEETING

no data prior year



Hispanic / Latino

Insufficient Sample

Multi Racial / Other

Insufficient Sample

Native Hawaiian / Pacific Islander

Insufficient Sample

White

Insufficient Sample

English Learners

Insufficient Sample

Students with IEPs, 22 students

Score: 90.9 %
3.2 pts above target

MEETING
2026 GOAL

no data prior year



Economically Disadvantaged

Insufficient Sample

College & Career: Every Student Graduates Ready for College and Careers

Graduation and College Readiness

School Code | 3323 School Name | Mastery Charter School at Hardy Williams

Four-Year Cohort Drop-Out Rate

All Students

4 out of 75 students

Score: 5.3%

American Indian / Alaskan Native

Insufficient Sample

Asian

Insufficient Sample

Black / African American

4 out of 70 students

Score: 5.7%

Hispanic / Latino

Insufficient Sample

Multi Racial / Other

Insufficient Sample

Native Hawaiian / Pacific Islander

Insufficient Sample

White

Insufficient Sample

English Learners

Insufficient Sample

Students with IEPs

0 out of 22 students

Score: 0.0%

Economically Disadvantaged

Insufficient Sample

Four-Year Cohort Continuation Rate

All Students

5 out of 75 students

Score: 6.7%

American Indian / Alaskan Native

Insufficient Sample

Asian

Insufficient Sample

Black / African American

5 out of 70 students

Score: 7.1%

Hispanic / Latino

Insufficient Sample

Multi Racial / Other

Insufficient Sample

Native Hawaiian / Pacific Islander

Insufficient Sample

White

Insufficient Sample

English Learners

Insufficient Sample

Students with IEPs

2 out of 22 students

Score: 9.1%

Economically Disadvantaged

Insufficient Sample

Climate, Culture & Opportunity

Guardrail 1 - Welcoming and Supportive Schools

School Code | 3323 School Name | Mastery Charter School at Hardy Williams

Guardrail 1: Every school will be a safe, welcoming and healthy place where our students, staff and community want to be and learn each day. This means that our schools will be: 1) environmentally safe and clean; and 2) spaces with inclusive climates that provide students with access to robust social, emotional, and mental health supports.

School Climate Score	School Climate Survey		
Insufficient Sample	Insufficient Sample <i>Student Rating</i>	Insufficient Sample <i>Parent Rating</i>	Insufficient Sample <i>Teacher Rating</i>
School Instruction Score	School Instruction Survey		
Insufficient Sample	Insufficient Sample <i>Student Rating</i>	Insufficient Sample <i>Parent Rating</i>	Insufficient Sample <i>Teacher Rating</i>

- Meeting Target
- Not Meeting Target

 **Not Applicable**



School Has at Least 2 Behavioral/Mental Health Support FTEs per 500 Students

Climate, Culture & Opportunity

Guardrail 1 - Welcoming and Supportive Schools

School Code | 3323 School Name | Mastery Charter School at Hardy Williams

Guardrail 1: Every school will be a safe, welcoming and healthy place where our students, staff and community want to be and learn each day. This means that our schools will be: 1) environmentally safe and clean; and 2) spaces with inclusive climates that provide students with access to robust social, emotional, and mental health supports.

% of Students Attending at Least 95% of Instructional Days	% of Students Attending	
<p>All Students: 420 Students</p> <p style="text-align: center;">Score: 48.1 %</p>  <p>2021-2022 Target: 52.9 % -4.8 pts from target</p> <p>2025-2026 Goal: 60.0 % -11.9 pts from target</p> <p>NOT MEETING no data prior year</p>	<p>Greater Than 95% of Instructional Days 48.1 %</p>	<p>90-95% of Instructional Days 25.0 %</p>
<p>All Students: 420 Students</p> <p style="text-align: center;">Score: 73.1 %</p>  <p>2021-2022 Target: 82.3 % -9.2 pts from target</p> <p>2025-2026 Goal: 94.0 % -20.9 pts from target</p> <p>NOT MEETING no data prior year</p>	<p style="text-align: center;">Additional Metrics</p>	
	<p style="text-align: center;">Not Applicable</p> <p style="text-align: center;"><i>% of Teachers Attending at Least 95% of Work Days (Cumulative)</i></p>	<p style="text-align: center;">Not Applicable</p> <p style="text-align: center;"><i>Teacher Annual Retention</i></p>
	<p style="text-align: center;">Not Applicable</p> <p style="text-align: center;"><i>% of Teachers Receiving a Proficient MMS Rating</i></p>	<p style="text-align: center;">Not Applicable</p> <p style="text-align: center;"><i>% of Teachers Receiving a Distinguished MMS Rating</i></p>

- Meeting Target
- Not Meeting Target

Climate, Culture & Opportunity

Guardrail 2 - Enriching and Well-rounded School Experiences

Guardrail 3 - Partnering with Parents / Family Members

School Code | 3323 School Name | Mastery Charter School at Hardy Williams

Guardrail 2: Every student will have a well-rounded education with co-curricular opportunities, including arts and athletics, integrated into the school experience.

Guardrail 3: Every parent and guardian will be welcomed and encouraged to be partners in their child's school community.

% of Students Participating in Co-Curricular / Athletics Activities

School Relationship Score

*% of Students
Participating in Co-
Curricular / Athletics
Activities*

Data Unavailable

Insufficient Sample

Additional Metrics



Not Applicable

School Has a SAC/Parent Advisory Group



Not Applicable

School Has a SAC/Parent Advisory Group That Meets Regularly



Not Applicable

Number of SAC/Parent Advisory Group Meetings

- Meeting Target
- Not Meeting Target

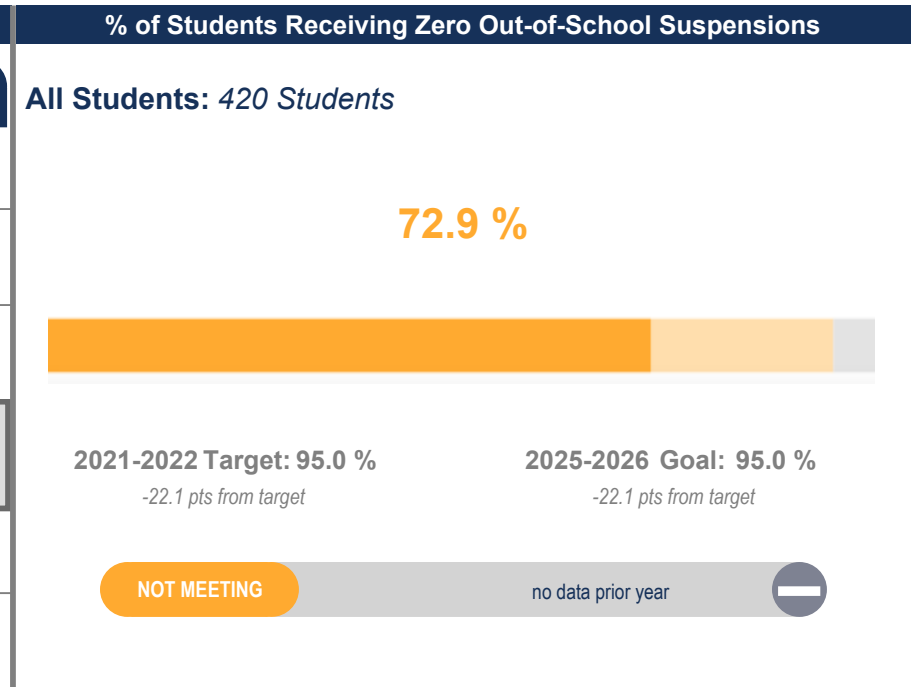
Climate, Culture & Opportunity

Guardrail 4 - Addressing Racist Practices

School Code | 3323 School Name | Mastery Charter School at Hardy Williams

Guardrail 4: Our students' potential will not be limited by practices that perpetuate systemic racism and hinder student achievement.

Suspension Disproportionality			
	% of Enrollment (Total Enrollment)		% of Suspensions Given to Each Subgroup
All Students	(399)		
American Indian / Alaskan Native	0.3 %	(1)	0.0 %
Asian	0.3 %	(1)	0.0 %
Black / African American	96.5 %	(385)	99.1 %
Hispanic / Latino	2.3 %	(9)	0.9 %
Multi Racial / Other	0.8 %	(3)	0.0 %
Native Hawaiian / Pacific Islander	0.0 %	(0)	0.0 %
White	0.0 %	(0)	0.0 %
English Learners	2.8 %	(11)	4.8 %
Students with IEPs	29.3 %	(117)	32.2 %
Economically Disadvantaged	93.2 %	(372)	95.7 %



Disproportionality in AP, IB, and Dual Enrollment Courses

All Students	Black / African American	Hispanic / Latino
30.7 %	30.7 %	Insufficient Sample

- Meeting Target
- Not Meeting Target